

Disease Surveillance & Risk Report

No Report

No Activity

Sporadic

Local

Regional

Widespread

Severe

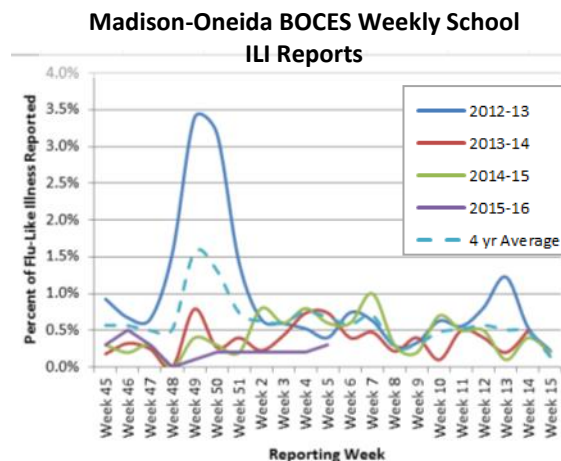
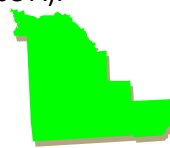
DEFINITION of Influenza-like or Flu-Like Illness: (ILI):

1) Fever > 100°F measured with a thermometer AND (2) Cough AND/OR sore throat in the absence of a known cause other than influenza

Madison County Flu Activity (Week 5)

Flu Activity for the week ending 1/30/16: **Sporadic**

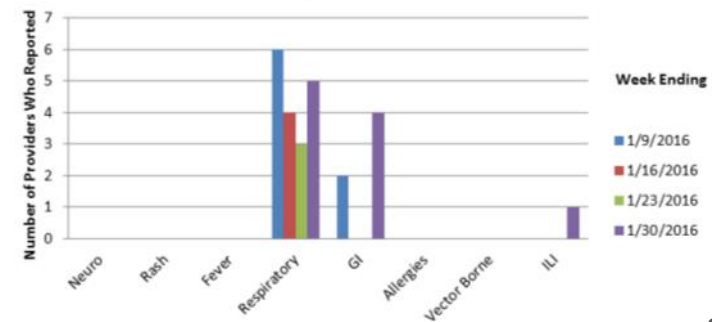
- Lab-confirmed flu:
One lab confirmed Flu Type A reported during week 5. The season total to date is: 2 Flu (1 Flu Type A/B, and 1 Flu Type A).
- County workforce*:
No flu-like illness (ILI) was reported
- Madison-Oneida BOCES School District*:
0.3% of children seen by the school nurse appeared with symptoms of influenza-like illness (see chart below)
- College Health Centers*:
ILI was reported
- Primary Care Providers*:
ILI was reported
- New York State Hospital Report (HERDS):
No flu related hospitalized reported this season to date.
- Flu-Associated Pediatric Deaths:
No reports this season to date.



Madison County Disease Surveillance Updates, 1/24/15-1/30/16 (Week 5)

- Communicable Diseases Reported to the Health Department: 6 Chlamydia, 1 Cryptosporidiosis, 1 Salmonella, 2 Gonorrhea, and 1 new Chronic Hepatitis C
- Primary Care Providers Reported*: Respiratory illness, gastrointestinal illness (GI) flu-like illness (ILI), ear infections, and scabies (also see chart below)
- Hospital Weekly Surveillance*: Respiratory illness was reported
- Syndromic Surveillance in Emergency Departments: *Community Memorial Hospital* reported mild to moderate signals for gastrointestinal illness
- College Health Centers*: Respiratory illness, gastrointestinal illness, fever, ILI, and mononucleosis was reported
- Medicaid Over-the-Counter (OTC) & Script Medication Alerts—1/8/16 to 1/17/16: Mild to moderate signals for analgesics-narcotic (pain) medications

Weekly Symptoms Reported Among Primary Care Providers



*Information denoted with an asterisk is subjective and provided on a voluntary basis.

View all past surveillance reports online at www.healthymadisoncounty.org

Disease Surveillance & Risk Report

This report does *not reflect* the severity of flu activity.

Week Ending: January 30, 2016

No Report

No Activity

Sporadic

Local

Regional

Widespread

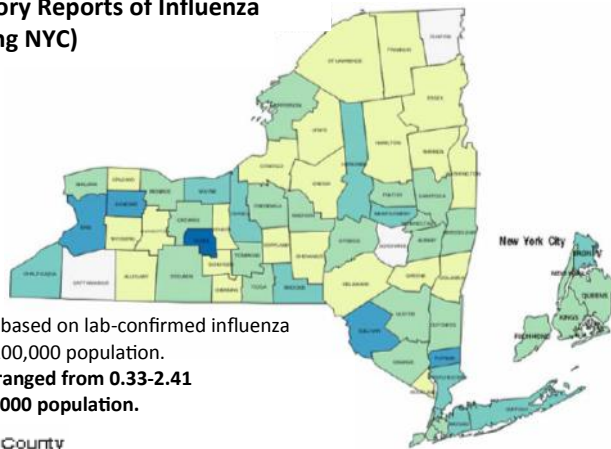
Severe

New York State Flu Activity

Flu Activity for the week ending 1/23/16: **Regional (increasing)**

- **Lab-Confirmed Flu:** 416 reports, a 72% *increase* over last week. Flu was reported in 37 counties.
- **Flu-Related Hospitalizations:** 90 reports, a 38% *increase* over last week
- A select group of providers (“sentinel providers”) across the state (outside of NYC) reported the percentage of office visits due to complaints of flu-like illness (ILI) was 2.45%; this is a *decrease* from last week but is *above* the regional baseline of 2.3%.
- **Flu-Associated Pediatric Deaths:** None reported to date.

Laboratory Reports of Influenza (including NYC)



Calculated based on lab-confirmed influenza cases per 100,000 population. Incidence ranged from 0.33-2.41 cases/100,000 population.

Cases by County

- No cases reported this season
- Cases reported previously this season, but not this week
- 0.01–1.99 cases/100,000 population
- 2–4.99 cases/100,000 population
- 5–9.99 cases/100,000 population
- Greater than or equal to 10 cases/100,000 population

Source: New York State Department of Health. *Influenza Surveillance, Activity and Reports, 2015-16.* <http://on.ny.gov/1GTxdpF>

United States Flu Activity

Flu Activity for the week ending 1/23/16 (week 3): **Local (increasing)**

Geographic Flu Activity Summary:

- **Widespread** influenza activity was reported by four states
- **Regional** influenza activity was reported by Puerto Rico and 14 states
- **Local** influenza activity was reported by Guam and 12 states
- **Sporadic** influenza activity was reported by the District of Columbia, the U.S. Virgin Islands and 20 states

Surveillance Summary:

Flu activity *increased slightly* in the U.S.

- 6.8% of all deaths reported through the 122 Cities Mortality Reporting System were attributed to pneumonia and flu; this is *above* the epidemic threshold of 7.2% for week 3.
- Outpatient illness visits reported through the U.S. ILI Network was 2.2%, this percentage is *above* the national baseline of 2.1%. Six of 10 regions in the U.S. reported flu-like illness *at or above* their region-specific baselines.
- No flu-associated pediatric deaths were reported during week 3. Seven flu-associated pediatric deaths have been reported this season to date.

Figure 1: Geographic Spread of Influenza as Assessed by State and Territorial Epidemiologists (This figure does not measure the severity of influenza activity.)

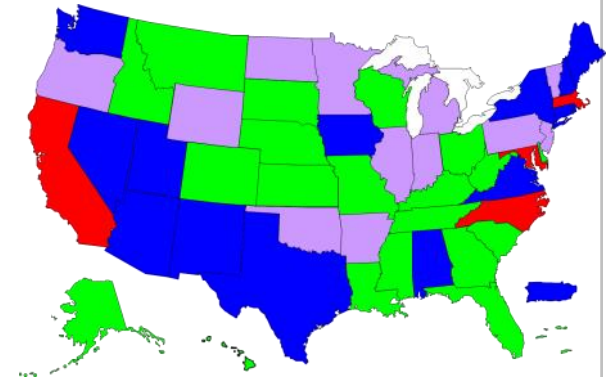
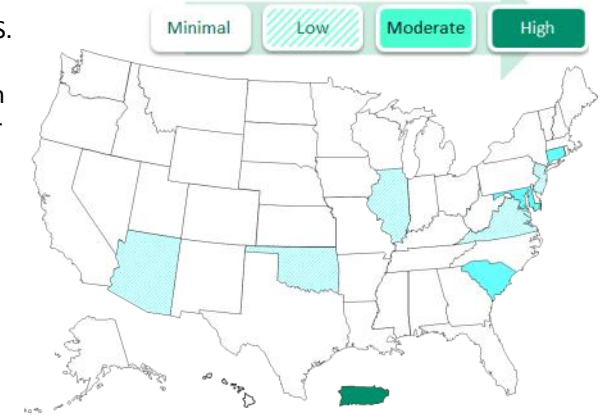


Figure 2: ILI Activity from ILINet Data



ILI Net Data based on percent of outpatient visits in states due to ILI, more on Fig. 2 at: <http://1.usa.gov/1d3PGtv>

Sources: *FluView: Weekly U.S. Influenza and Surveillance Report.* Centers for Disease Control and Prevention. <http://1.usa.gov/1eDDFhh>