

Disease Surveillance & Risk Report

No Report

No Activity

Sporadic

Local

Regional

Widespread

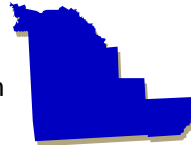
Severe

DEFINITION of Influenza-like or Flu-Like Illness: (ILI):

1) Fever > 100°F measured with a thermometer AND (2) Cough AND/OR sore throat in the absence of a known cause other than influenza

Madison County Flu Activity

Flu Activity for the week ending 12/31/16: Regional



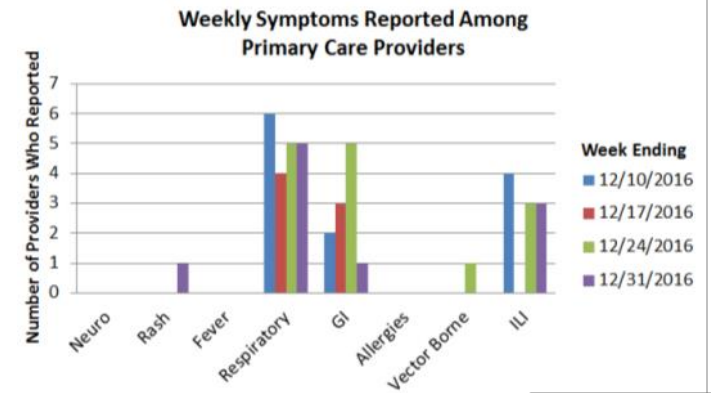
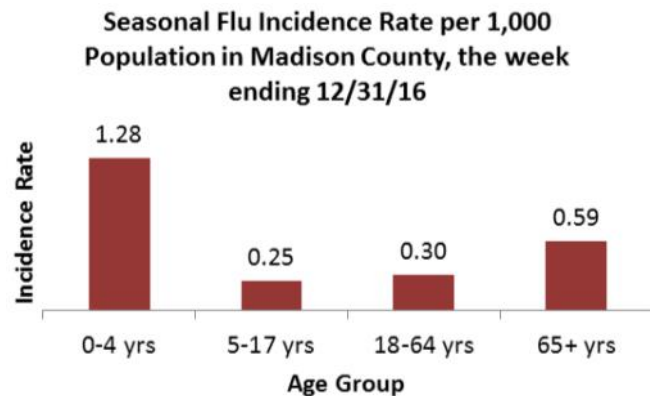
- Lab-confirmed flu: 17 laboratory confirmed flu (15 flu type A and 2 flu type B) were reported. The flu season total to date is: 28 (24 flu type A and 4 flu type B).
- County workforce*: No influenza-like illness (ILI) was reported
- Schools Districts*: No reports due to holiday break
- College Health Centers*: No reports due to winter break
- Primary Care Providers*: Flu and ILI were reported
- New York State Hospital Report (HERDS): No flu related hospitalization reported by hospitals in Madison County. A total of two flu-related hospitalizations have been reported this season to date.
- Flu-Associated Pediatric Deaths: No reports this season to date.

Madison County Disease Surveillance Updates

Reports for the week ending 12/31/16:

- Communicable Diseases Reported to the Health Department: 1 Chlamydia
- Primary Care Providers Reported*: Upper respiratory infections (URI), respiratory infections, sore throat, ear infections, laryngitis, asthma, pink eye, flu, ILI, rashes, chest congestion, COPD, and gastrointestinal illness (GI)
- Hospital Weekly Surveillance*: Flu, URI, ILI, GI, respiratory syncytial virus (RSV), pertussis, strep, rashes, fever, and respiratory illness.
- Syndromic Surveillance in Emergency Departments—12/23/16 to 1/1/17: Mild to moderate sensitivity for rash, fever and respiratory symptoms
- College Health Centers*: No reports due to winter break
- Medicaid Over-the-Counter (OTC) & Script Medication Alerts—12/10/16 to 12/19/16: Moderate sensitivity for herpes agents

HEALTH ADVISORY: Flu in New York State was declared prevalent on 12/28/16, activating the regulation for all healthcare and residential facilities and agencies regulated pursuant to Article 28, 36, or 40 of the Public Health Law, requiring all personnel, as defined in the regulation, not vaccinated against influenza for the current influenza season wear a surgical or procedure mask while in areas where patients or residents are typically present.
<http://health.ny.gov/FluMaskReg>



*Information denoted with an asterisk is subjective and provided on a voluntary basis.

Disease Surveillance & Risk Report

This report does *not reflect* the severity of flu activity.

Week Ending: December 31, 2016

No Report

No Activity

Sporadic

Local

Regional

Widespread

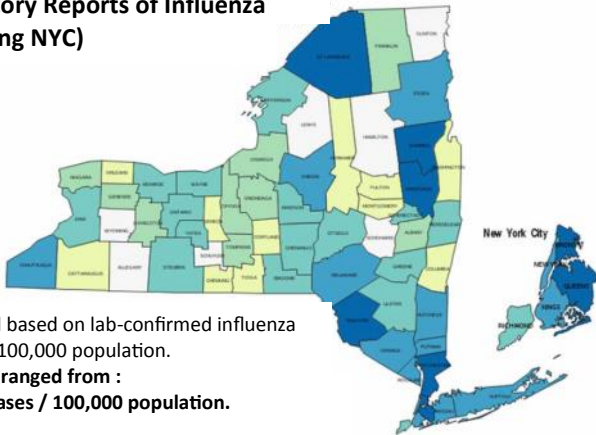
Severe

New York State Flu Activity

Flu Activity for the week ending 12/24/16: **Widespread**

- **Lab-Confirmed Flu:** 1,460 reports, a 143% increase over last week. Flu was reported in 44 counties.
- **Flu-Related Hospitalizations:** 275 reports, a 60% increase over last week.
- A select group of providers (“sentinel providers”) across the state (outside of NYC) reported the percentage of office visits due to complaints of flu-like illness (ILI) was 3.9%; this is an increase from last week and is above the regional baseline of 3.0%.
- **Flu-Associated Pediatric Deaths:** No report this week. No deaths have been reported this season.

Laboratory Reports of Influenza (including NYC)



CASES BY COUNTY

- No cases reported this season
- Cases reported previously this season, but not this week
- 0.01-1.99 cases/100,000 population
- 2-4.99 cases/100,000 population
- 5-9.99 cases/100,000 population
- Greater than or equal to 10 cases/100,000 population

Source: New York State Department of Health. *Influenza Surveillance, Activity and Reports, 2015-16.*
<http://on.ny.gov/1GTxdpF>

United States Flu Activity

Flu Activity for the week ending 12/24/16 (week 51): **Regional**

Flu activity increased in the U.S.

Geographic Flu Activity Summary (Fig. 1):

- **Widespread** influenza activity was reported by Guam, and eight states
- **Regional** influenza activity was reported by the U.S. Virgin Islands, and 17 states
- **Local** influenza activity was reported by the District of Columbia and 19 states
- **Sporadic** influenza activity was reported by five states
- Puerto Rico and one state (Georgia) did not report.

Surveillance Summary:

- Four states, NYC and Puerto Rico experienced high ILI activity; Five states experienced moderate ILI activity; Seven states experienced low ILI activity, and 34 states experienced minimal ILI activity (Fig 2).
- Pneumonia and flu mortality data for the week ending 12/10 (week 49) through the National Center for Health Statistics 6.1%; this is below the epidemic threshold of 7.0% for this week.
- Outpatient illness visits reported through the U.S. ILI Network was 2.9%, this percentage is above the national baseline of 2.2%. Nine of 10 regions in the U.S. reported flu-like illness at or above their region-specific baselines.
- No flu-associated pediatric deaths have been reported for the 2016-17 flu season to date.

Figure 1: Geographic Spread of Influenza as Assessed by State and Territorial Epidemiologists (This figure does not measure the severity of influenza activity.)

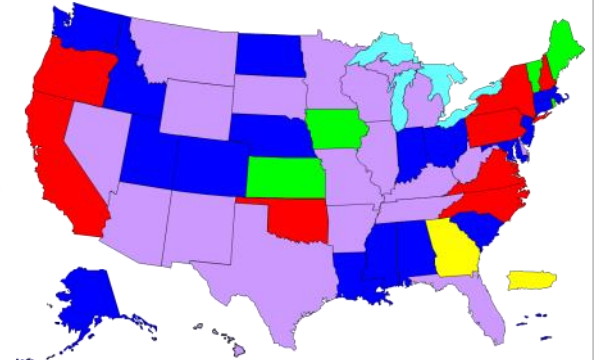
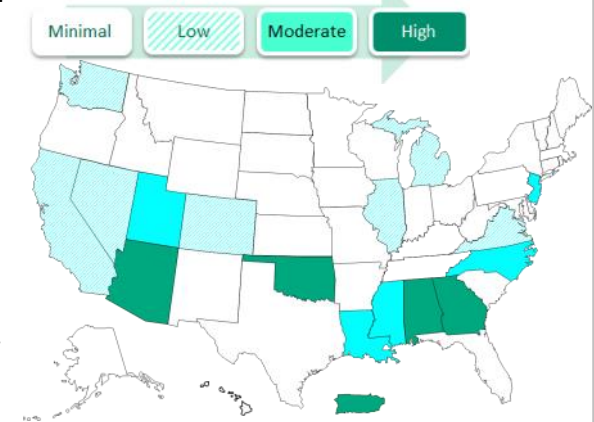


Figure 2: ILI Activity from ILINet Data



ILI Net Data based on percent of outpatient visits in states due to ILI, more on Fig. 2 at: <http://1.usa.gov/1d3PGtv>

Sources: *FluView: Weekly U.S. Influenza and Surveillance Report.* Centers for Disease Control and Prevention. <http://1.usa.gov/1eDDFhh>