

Disease Surveillance & Risk Report

No Report

No Activity

Sporadic

Local

Regional

Widespread

Severe

DEFINITION of Influenza-like or Flu-Like Illness: (ILI):

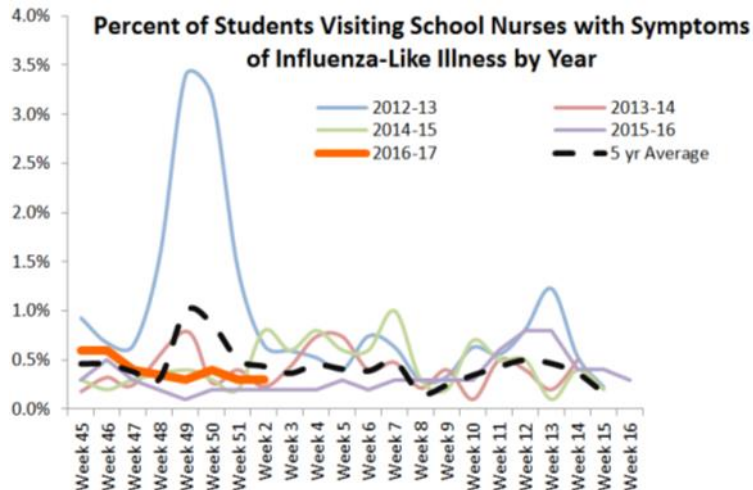
1) Fever > 100°F measured with a thermometer AND (2) Cough AND/OR sore throat in the absence of a known cause other than influenza

Madison County Flu Activity

Madison County Disease Surveillance Updates

Flu Activity for the week 1, ending 1/7/17: Regional

- Lab-confirmed flu: 8 laboratory confirmed flu Type A and were reported. The flu season total to date is: 6 (32 flu type A and 4 flu type B).
- County workforce*: One influenza-like illness (ILI) was reported
- Schools Districts*: 0.3% of children seen by school nurses appeared with symptoms of influenza-like illness
- College Health Centers*: No reports due to winter break
- Primary Care Providers*: Flu and ILI were reported
- New York State Hospital Report (HERDS): No flu related hospitalization reported by hospitals in Madison County. A total of two flu-related hospitalizations have been reported this season to date.
- Flu-Associated Pediatric Deaths: No reports this season to date.



Reports for the week ending 1/7/17:

- Communicable Diseases Reported to the Health Department: 3 Chlamydia, 1 Giardia, and 2 Strep Pneumoniae
- Primary Care Providers Reported*: Upper respiratory infections (URI), colds, respiratory infections, croup, ear infections, sinus infections, flu, ILI, and gastrointestinal illness (GI)
- Hospital Weekly Surveillance*: Flu, URI, ILI, GI, strep, rashes, fever, and respiratory illness.
- Syndromic Surveillance in Emergency Departments—12/30/16 to 1/8/17: No alerts
- College Health Centers*: No reports due to winter break
- Schools Districts*: Vomiting, pink eye, rash, strep throat, GI, viral cough, respiratory, and colds
- Medicaid Over-the-Counter (OTC) & Script Medication Alerts—12/14/16 to 12/23/16: Moderate sensitivity for 3rd & 4th Generation Cephalosporins (antibiotics)

**Information denoted with an asterisk is subjective and provided on a voluntary basis.*

View all past surveillance reports online at www.healthymadisoncounty.org

Disease Surveillance & Risk Report

No Report

No Activity

Sporadic

Local

Regional

Widespread

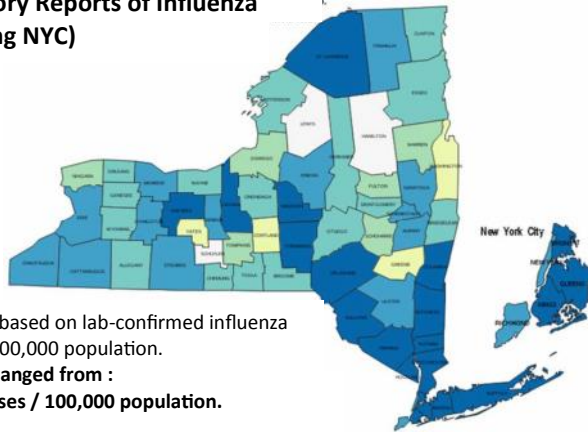
Severe

New York State Flu Activity

Flu Activity for the week ending 12/31/16: **Widespread**

- Lab-Confirmed Flu: 2,784 reports, a 91% increase over last week. Flu was reported in 55 counties.
- Flu-Related Hospitalizations: 845 reports, a 186% increase over last week.
- A select group of providers (“sentinel providers”) across the state (outside of NYC) reported the percentage of office visits due to complaints of flu-like illness (ILI) was 6.32%; this is an increase from last week and is above the regional baseline of 3.0%.
- Flu-Associated Pediatric Deaths: No report this week. No deaths have been reported this season.

Laboratory Reports of Influenza (including NYC)



Calculated based on lab-confirmed influenza cases per 100,000 population.

Incidence ranged from :
0–38.13 cases / 100,000 population.

CASES BY COUNTY

- No cases reported this season
- Cases reported previously this season, but not this week
- 0.01-1.99 cases/100,000 population
- 2-4.99 cases/100,000 population
- 5-9.99 cases/100,000 population
- Greater than or equal to 10 cases/100,000 population

Source: New York State Department of Health. *Influenza Surveillance, Activity and Reports, 2015-16.* <http://on.ny.gov/1GTxdpF>

United States Flu Activity

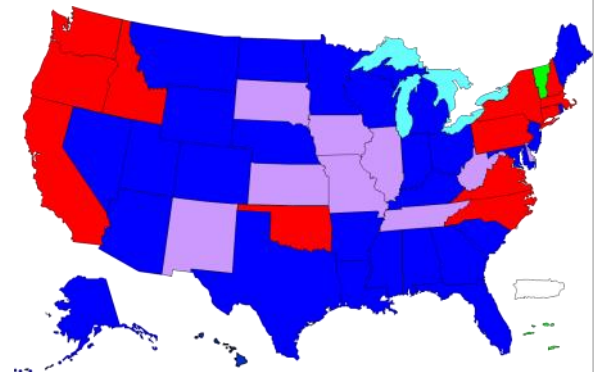
Flu Activity for the week ending 12/31/16 (week 52): **Widespread**

Flu activity increased in the U.S.

Geographic Flu Activity Summary (Fig. 1):

- **Widespread** influenza activity was reported by 12 states
- **Regional** influenza activity was reported by Guam and 28 states
- **Local** influenza activity was reported by the District of Columbia and 10 states
- **Sporadic** influenza activity was reported by the U.S. Virgin Islands.
- Puerto Rico did not report.

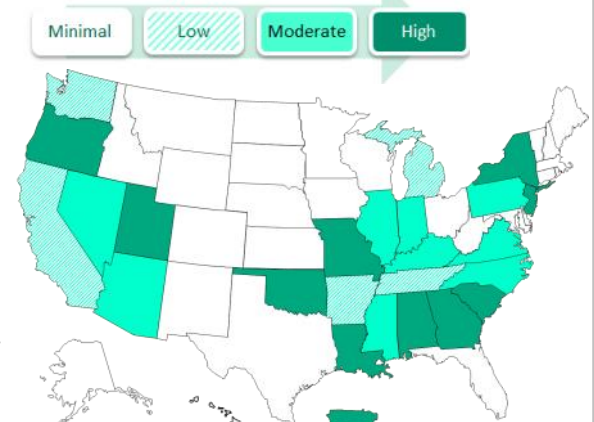
Figure 1: Geographic Spread of Influenza as Assessed by State and Territorial Epidemiologists (This figure does not measure the severity of influenza activity.)



Surveillance Summary:

- 10 states, NYC and Puerto Rico experienced high ILI activity; 10 states experienced moderate ILI activity; Five states experienced low ILI activity, and 25 states experienced minimal ILI activity (Fig 2).
- Pneumonia and flu mortality data for the week ending 12/17 (week 50) through the National Center for Health Statistics 6.3%; this is below the epidemic threshold of 7.1% for this week.
- Outpatient illness visits reported through the U.S. ILI Network was 3.4%, this percentage is above the national baseline of 2.2%. Nine of 10 regions in the U.S. reported flu-like illness at or above their region-specific baselines.
- No flu-associated pediatric deaths have been reported for the 2016-17 flu season to date.

Figure 2: ILI Activity from ILINet Data



ILI Net Data based on percent of outpatient visits in states due to ILI, more on Fig. 2 at: <http://1.usa.gov/1d3PGtv>

Sources: *FluView: Weekly U.S. Influenza and Surveillance Report.* Centers for Disease Control and Prevention. <http://1.usa.gov/1eDDFhh>