

# Disease Surveillance & Risk Report

No Report

No Activity

Sporadic

Local

Regional

Widespread

Severe

## DEFINITION of Influenza-like or Flu-Like Illness: (ILI):

1) Fever > 100°F measured with a thermometer AND (2) Cough AND/OR sore throat in the absence of a known cause other than influenza

### Madison County Flu Activity

#### Flu Activity for the week 7, ending 2/18/17:

##### Widespread

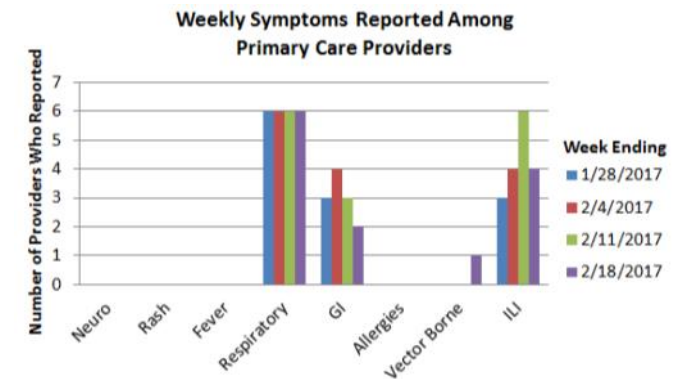
- Lab-confirmed flu: 37 laboratory confirmed flu (32 flu Type A and 5 flu Type B) were reported. The season total to date of reported flu cases is: 165.
- Schools Districts\*: 1.0% of children seen by school nurses appeared with symptoms of influenza-like illness; this is an increase from 0.8% in week 6.
- College Health Centers\*: ILI and flu were reported
- Primary Care Providers\*: ILI and flu were reported
- New York State Hospital Report (HERDS): Three flu related hospitalization reported by hospitals in Madison County for week 7. A total of 16 flu-related hospitalizations have been reported this season to date in Madison County.



### Madison County Disease Surveillance Updates

#### Reports for the week ending 2/18/17:

- Communicable Diseases Reported to the Health Department: 5 Chlamydia and 1 Campylobacter
- Primary Care Providers Reported\*: Upper respiratory infections (URI), flu, ILI, respiratory infections, sinus infections (sinusitis), gastrointestinal illness (GI), strep throat, pneumonia, Lyme disease, and respiratory syncytial virus (RSV)
- College Health Centers\*: Respiratory illness, GI, ILI, flu, URI, and sexually transmitted infections
- Schools Districts\*: Strep, GI, colds, sore throat, pneumonia, fevers, coughs, sinus infections, and bronchitis
- Hospital Weekly Surveillance\*: Flu, URI, ILI, GI, respiratory illness, fever, pneumonia, and chronic obstructive pulmonary disease (COPD) exacerbations
- Syndromic Surveillance in Emergency Departments: Mild to moderate sensitivity for fever and respiratory
- Medicaid Over-the-Counter (OTC) & Script Medication Alerts—1/28/17 to 2/6/17: Mild to moderate sensitivity for antidiarrheal and influenza agents (antivirals)



\*Information denoted with an asterisk is subjective and provided on a voluntary basis.

\*\*Neurologic can include non-specific diagnosis of neurological infection (e.g. Meningitis, Encephalitis, etc.) or non-specific conditions (e.g. headache, numbness, dizziness, blurry/double vision, speech difficulty, confusion, disorientation, or anxiety)

# Disease Surveillance & Risk Report

This report does *not reflect* the severity of flu activity.

**Week Ending: February 18, 2017**

No Report

No Activity

Sporadic

Local

Regional

Widespread

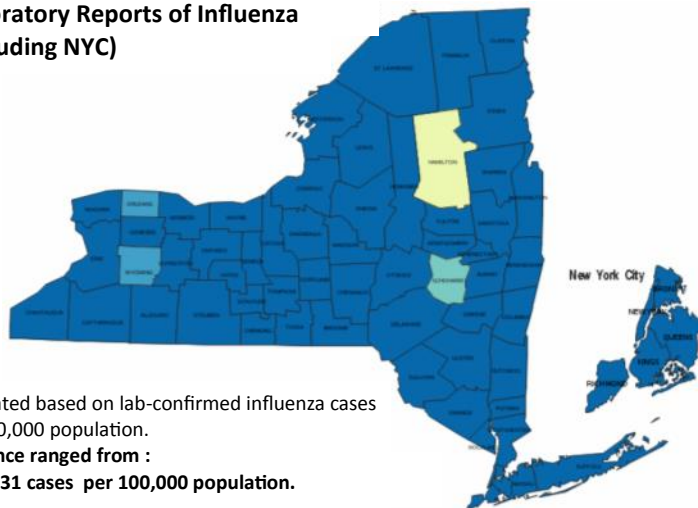
Severe

## New York State Flu Activity

### Flu Activity for the week ending 2/11/17 (week 6): **Widespread**

- Lab-Confirmed Flu: 6,082, a 14% *increase* over last week. Flu was reported in 61 counties.
- Flu-Related Hospitalizations: 1,065 reports, a 13% *increase* over last week.
- A select group of providers across the state (outside of NYC) reported the percentage of office visits due to complaints of flu-like illness (ILI) was 11.28%; this is an *increase* from last week and is *above* the regional baseline of 3.0%.
- Flu-Associated Pediatric Deaths: One report this week. There have been five flu-associated deaths this season to date.

### Laboratory Reports of Influenza (including NYC)



Calculated based on lab-confirmed influenza cases per 100,000 population.

**Incidence ranged from :**

**0–304.31 cases per 100,000 population.**

#### CASES BY COUNTY

- No cases reported this season
- Cases reported previously this season, but not this week
- 0.01-1.99 cases/100,000 population
- 2-4.99 cases/100,000 population
- 5-9.99 cases/100,000 population
- Greater than or equal to 10 cases/100,000 population

Source: New York State Department of Health. *Influenza Surveillance, Activity and Reports, 2015-16.*  
<http://on.ny.gov/1GTxdpF>

## United States Flu Activity

### Flu Activity for the week ending 2/11/17 (week 6): **Widespread**

*Flu activity continued to increase in the U.S.*

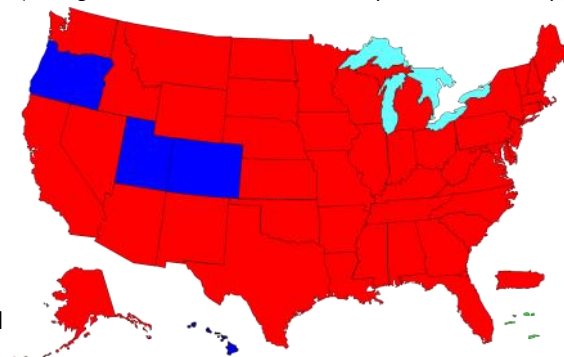
#### Geographic Flu Activity Summary (Fig. 1):

- Widespread influenza activity was reported by Puerto Rico and 46 states
- Regional influenza activity was reported by Guam and four states
- Local influenza activity was reported by the District of Columbia.
- Sporadic influenza activity was reported by the U.S. Virgin Islands.

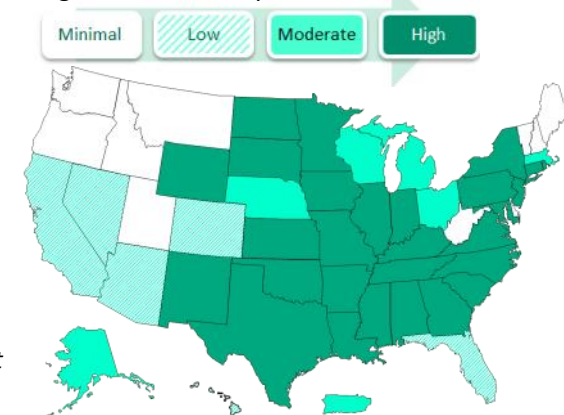
#### Surveillance Summary:

- NYC and 28 states experienced high ILI activity; Puerto Rico and 7 states experienced moderate ILI activity; Six states experienced low ILI activity; Nine states experienced minimal ILI activity (Fig 2).
- Based on pneumonia and influenza (P&I) mortality data, 7.8% of deaths during the week ending 1/28/17 were due to P&I.
- A cumulative rate for the season of 29.4 lab-confirmed flu-associated hospitalizations per 100,000 population was reported.
- Outpatient illness visits reported through the U.S. ILI Network was 5.2%, this is an increase from week 5 and is *above* the national baseline of 2.2%. All 10 U.S. regions reported ILI *at or above* their region-specific baselines.
- Nine flu-associated pediatric deaths were reported. To date, 29 deaths have been reported for the 2016-17 flu season.

**Figure 1:** Geographic Spread of Influenza as Assessed by State and Territorial Epidemiologists (This figure does not measure the severity of influenza activity.)



**Figure 2:** ILI Activity from ILINet Data



ILI Net Data based on percent of outpatient visits in states due to ILI, more on Fig. 2 at: <http://1.usa.gov/1d3PGtv>